

# BOBINES MELODIES II

## STAGE & VIDEO

maj 02/2020

### STAGE-SCENE

The stage depth, between the screen and the edge of scene, must be 4 meters at least.

Provide :

**1 Podium** positioned on the right of screen (see map). His height must be 1.50 m below the horizontal center of the screen. For a 4 x 3m screen positioned at 0.50m from the ground, a chair is enough. Depending on the height of the podium, plan a few steps.

Surface for one person.

**3 Chairs** without armrest.

**1 Low table**, approximately 1 x 0,5 x 0,5 m on right of drum (see map).

### SCREEN

Dimension is to be adapted according to the opening of scene. Minimum **4 x 3 meters**.

Possibility of projection on white cyclorama. No gray screen (for rear projection).

### PROJECTION-VIDEO

We bring the video player (MacBookPro) as well as the video projector: Sanyo XP100 equipped with long focal length. It will be positioned centered in the room according to the framing of the image.

The video projector must be located nearby sound mixing desk as well as the light console (for cues).

Provide :

**2 cables video lines 75  $\Omega$**  from keyboard (A on map) and from drum (B on map) for go at video-projector.

### BACK-LINE

**1 Keyboard stand** << X >>.

**1 Drum kit** with white skins (Yamaha, Sonor...) included :

1 bass-drum 20" (hole on front skin) + pedal. 1 snare-drum + stand, 1 medium tom, 1 floor-tom. 1 hit-hat stand with 2 cymbals. 4 x cymbal stands with cymbal set : 1 ride, 1 small crash, Drum seat + carpet.

### DRESSING ROOM

For 4 people with drinks.

### INSTALLATION SOUND-CHECK

To envisage one duration of installation of 3 and 4 hours including the scenic installation, the sound-check, the adjustment of the lights and the video.

Put at our disposal at least 1 sound technician and 1 light technician, this same person will then conduct the light control during the show.

During the show I take care of the sound, the video and give the cues-lights.

Technical: Thierry Cousin : [cousin.thierry@free.fr](mailto:cousin.thierry@free.fr)

# BOBINES MELODIES II

## SOUND

### SOUND SYSTEM

Power and diffusion according to the hall.

### STAGE MONITORS

**2 monitors** Plugged from 2 pre-fader auxiliary front mixing desk.

**1 stands** for drum monitor : some 0,70 m.

### MIXING CONTROL

1 Digital mixing desk.

### ASSIGNMENT AND MIKES

1	Keyboard L	XLR	13		
2	Keyboard R	XLR	14		
3	Bass-clarinet	XLR	15		
4	Flute	Beta 57	16		
5	Sax	SM 98	17		
6	Bass-drum	Beta 52	18		
7	Snare	Beta 57	19		
8	Floor tom	SM 98	20		
9	Over-head	KM 184	21	Mac L	Line
10	Drum Accessory	XLR	22	Mac R	Line
11	Toys tray	XLR	23	Lexicon L	Line
12			24	Lexicon R	Line

### NOTA

**1 pair** audio line from aux-pre mixing desk to effect-keybord on scene.

### DIVERS

**2** Small stand mike.

**4** Normal stands mike.

We provide the SM 98, KM184 mikes + Lexicon.

Technical : Thierry Cousin [cousin.thierry@free.fr](mailto:cousin.thierry@free.fr)

## **BOBINES MELODIES II LIGHTS**

The lighting will be done by a lighting technician, made available to us to make sure the show goes well.

During the show, I give the cues for the 22 memories adjusted and stored together (see conductor).

### **Lighting of the musicians during the projections of films.**

3 x PC zone centered on the musicians with a blue Lee 195, N° 1-2-3 on the map.  
Attention to the screen.

### **Lighting of the musicians when there is no film running.**

3 x PC for the same zone on the musicians, with amber 154, N° 4-5-6 on the map.  
May be more in the face and drool on the screen.

### **Lighting of circulation on stage.**

2 x PC on face, white or amber, N° 9 on map, lighting zone in front of the screen, between the musicians on left and drum.

### **Lighting of tray.**

A white profile with iris, shower position, N°8 on map, only tray lighting some 1m diameter.

### **Lighting of vocal.**

1 x F1 white on ground stand, N° 11 on map.

### **Lighting of podium.**


A white profile with iris, N° 7 on map, during the sax musician performing on podium on the right of screen.

### **Lighting of greetings.**

2 x PC white on face, N° 10 on map, for full lights.

**Nota :** Depending on the stage space, the light sources may be increased.

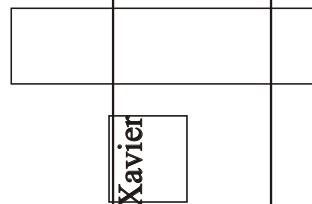
**Technician :** Thierry Cousin [cousin.thierry@free.fr](mailto:cousin.thierry@free.fr)




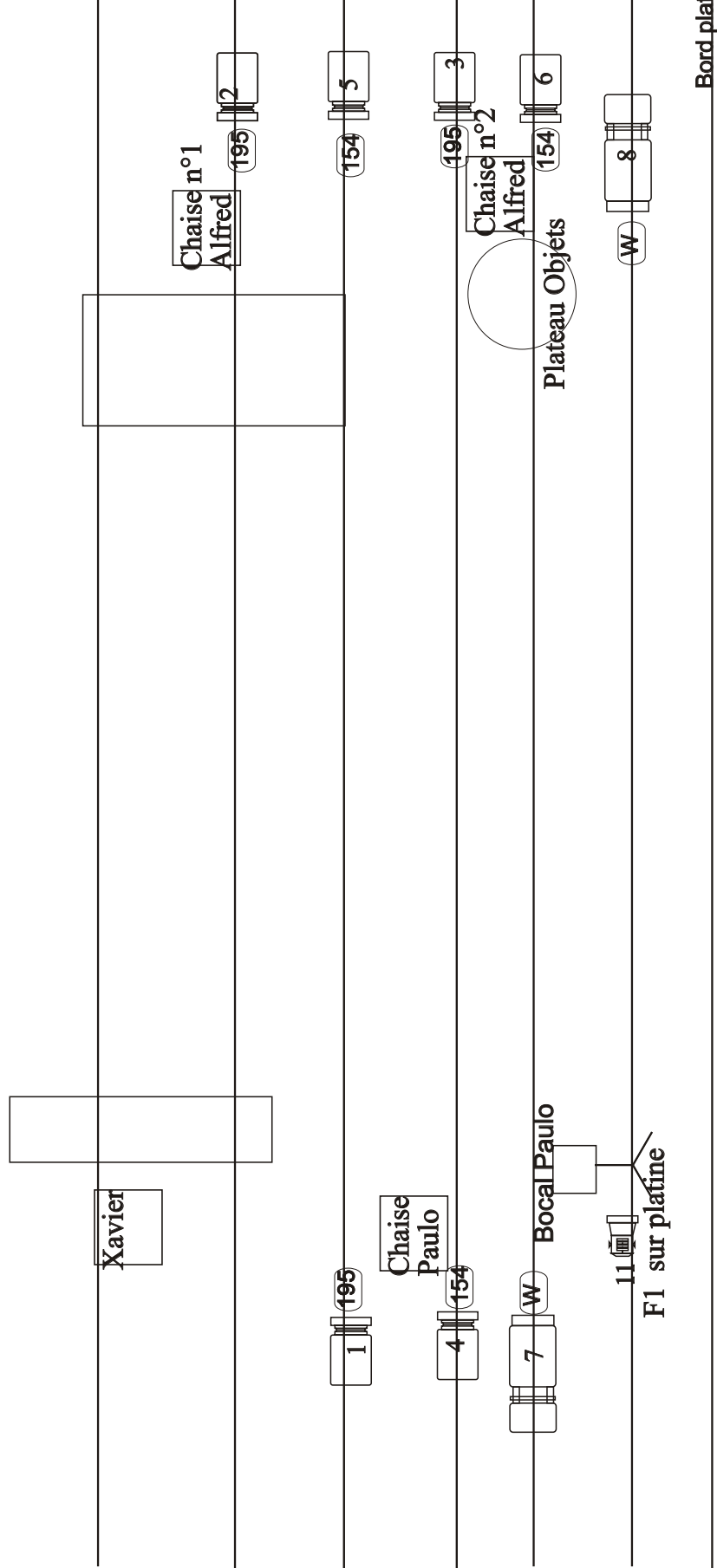
Profondeur mini de l'écran au bord de scène = 4 m

# Plan de feux Bobines Mélodies II

Ecran



Xavier



Perche ou passerelle salle  
angle : 45 a 60°

Rosco119 : sur tous les PC

# CONDUCTOR BOBINES MELODIES II

To print for the lighting technician.

<b>MEM</b>	<b>ACTIONS</b>	<b>LIGHTING NOTES</b>
1	Public entrance	
2	Musicians entrance	
3	Film « Pyramides »	
4	Inter films	
5	Film « Insomnia »	
6	Inter films	
7	Film « Masques »	
8	«Masques - the end»	
9	« Bocal performance»	
10	Mouvement podium	
11	« Fish bone video » Podium	
12	Inter	
13	Film « The old man and the sea »	
14	Inter	
15	Film « A la française »	Total black
16	Mouvement tray	
17	« Tray performance »	
18	Tray - the end	
19	Inter	
20	Film « Destiny »	
21	Inter	
22	Greetings	